



## Urban Development\*

Skopje, the country's largest city, has the 57.0% of the urban population.

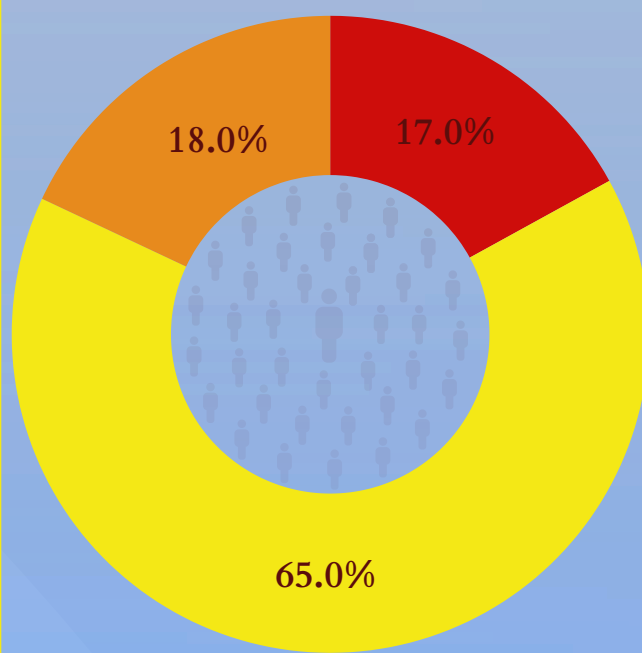
\* 2024 data

## Agriculture & Rural Development



## Population\*


0-14 15-64 > 65



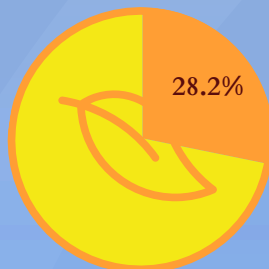
\* 2024 data

## Climate Change & Environment

Renewable energy consumption (% of total final energy consumption in 2021)



Terrestrial and marine protected areas (% of total territorial area in 2024)



## Gender Inequality Index (GII)

GII measures gender inequalities in reproductive health, empowerment & labour market.

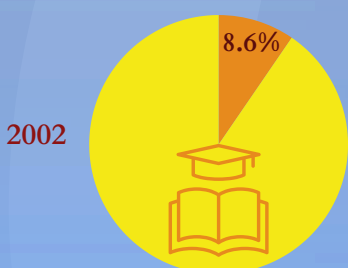
The Republic of North Macedonia ranks

37

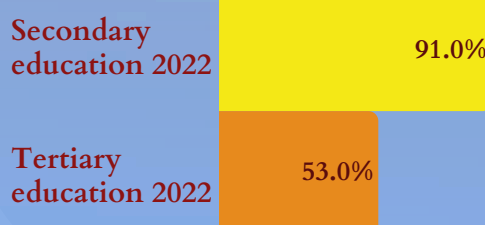
out of 172 countries in 2023.

## Education

Government expenditure on education (% of government expenditure)



School Enrollment (% gross)




## Science & Technology

Research & development expenditure (% of GDP)




## Economy & Growth

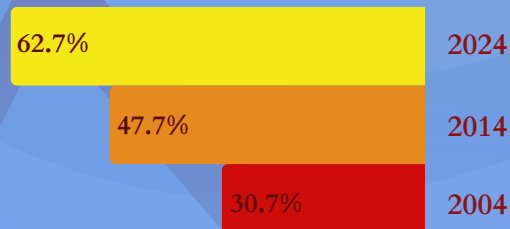
GDP growth (annual % in 2024)



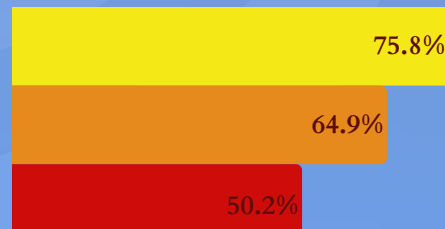
Inflation, consumer prices (annual % in 2024)



Exports of goods & services (% of GDP)



Imports of goods & services (% of GDP)



## Unemployment

Total (% of total labor force)



Youth male (% of male labor force ages 15-24)



Youth female (% of female labor force ages 15-24)



2004

2014

2024

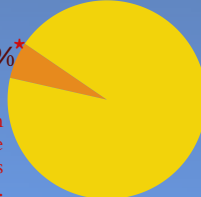
## Trade

Merchandise trade (% of GDP in 2024)



High-technology exports (% of manufactured exports in 2024)

\* Latest data is from 2024, when the highest percentage of high-technology exports was recorded.



## Sources

The World Bank Group  
<https://data.worldbank.org/indicator>

United Nations Development Programme, Gender Inequality Index (GII)  
<https://hdr.undp.org/data-center/thematic-composite-indices/gender-inequality-index#/indicies/GII>

Last accessed on 21 July 2025